

1934225-1 ✓ ACTIVE

Z-PACK | Z-PACK TinMan

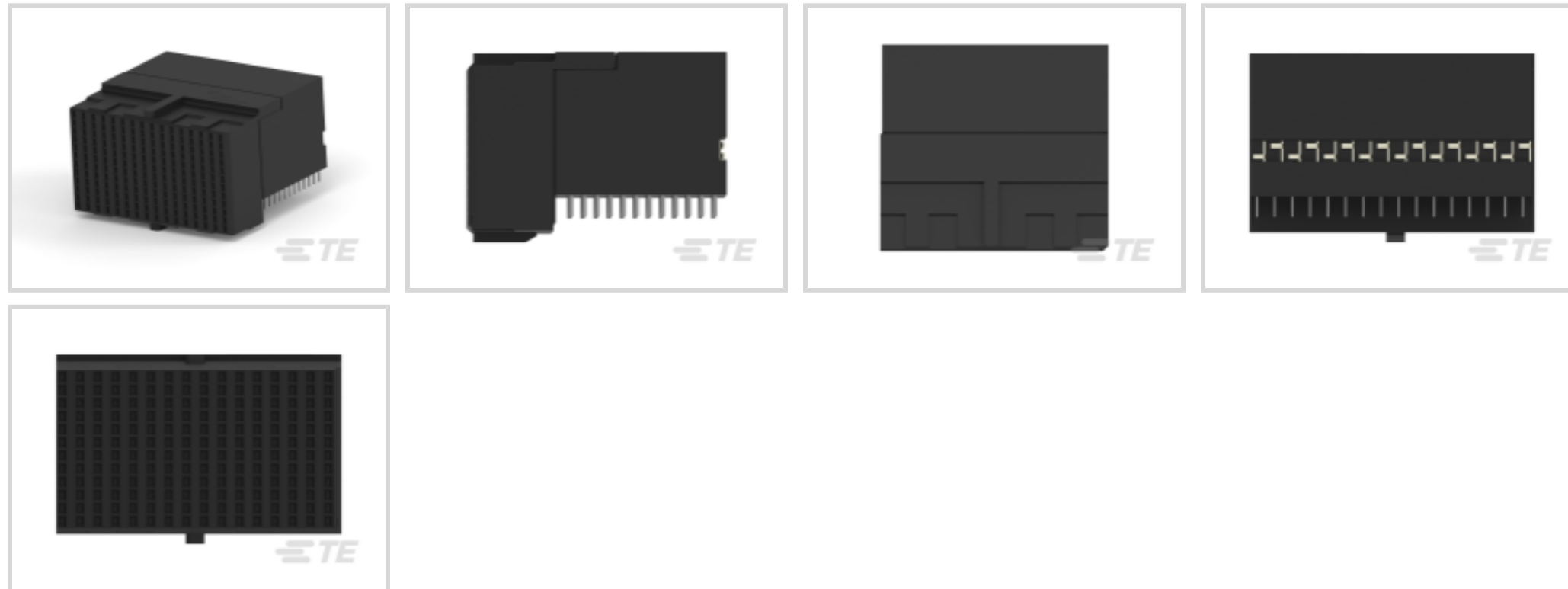
TE Internal #: 1934225-1

High Speed Backplane Connectors, Board-to-Board, 192 Position,
Mating Alignment, Guide Slot Mating Alignment Type, 12 Row, 16
Column, Z-PACK TinMan

[View on TE.com >](#)



Connectors > PCB Connectors > Backplane Connectors > High Speed Connectors



Connector System: **Board-to-Board**

Number of Positions: **192**

Row-to-Row Spacing: **1.4 mm [.055 in]**

Mating Alignment: **With**

Mating Alignment Type: **Guide Slot**

Features

Product Type Features

Signal Arrangement	Differential
Connector System	Board-to-Board
PCB Connector Assembly Type	PCB Mount Receptacle
Shroud Style	Unshrouded
Sealable	No
Connector & Contact Terminates To	Printed Circuit Board

Configuration Features

Pairs per Column	4
Number of Pairs	64
Stackable	No
Number of Signal Positions	128
Number of Positions	192
Number of Rows	12
Number of Columns	16



Backplane Architecture	Traditional Backplane
------------------------	-----------------------

PCB Mount Orientation	Right Angle
-----------------------	-------------

Electrical Characteristics

UL Voltage Rating	250 VAC
-------------------	---------

Impedance	100 Ω
-----------	--------------

Operating Voltage	250 VAC
-------------------	---------

Signal Characteristics

Differential Impedance	100 Ω
------------------------	--------------

Number of Differential Pairs per Column	4
---	---

Data Rate	10 Gb/s
-----------	---------

Body Features

Shield Material	Phosphor Bronze
-----------------	-----------------

Contact Features

PCB Contact Termination Area Plating Material Thickness	.5 μm [20 μin]
---	---------------------------------------

Contact Type	Receptacle
--------------	------------

Contact Mating Area Plating Material	Gold
--------------------------------------	------

PCB Contact Termination Area Plating Material Finish	Matte
--	-------

Contact Shape & Form	Dual Beam
----------------------	-----------

PCB Contact Termination Area Plating Material	Tin
---	-----

Contact Base Material	Phosphor Bronze
-----------------------	-----------------

Contact Current Rating (Max)	.5 A
------------------------------	------

Termination Features

Termination Post & Tail Length	2.2 mm[.087 in]
--------------------------------	-----------------

Termination Method to Printed Circuit Board	Through Hole - Press-Fit
---	--------------------------

Mechanical Attachment

Mating Retention	Without
------------------	---------

PCB Mount Alignment	Without
---------------------	---------

Guide Hardware	Without
----------------	---------

PCB Mount Retention	With
---------------------	------

PCB Mount Retention Type	Action/Compliant Tail
--------------------------	-----------------------

Mating Alignment	With
------------------	------

Mating Alignment Type	Guide Slot
-----------------------	------------



Connector Mounting Type Board Mount

Housing Features

Number of Shrouded Sides	0
End Wall Location	None
Housing Material	LCP (Liquid Crystal Polymer)
Housing Color	Black
Centerline (Pitch)	1.9 mm[.075 in]

Dimensions

Connector Length	30.55 mm
Connector Height	20.2 mm
Connector Width	21.61 mm
PCB Thickness (Recommended)	1.57 mm[.062 in]
PCB Hole Diameter	.47 mm
Row-to-Row Spacing	1.4 mm[.055 in]

Usage Conditions

Operating Temperature Range	-65 – 90 °C[-85 – 194 °F]
-----------------------------	---------------------------

Operation/Application

Circuit Application	Signal
---------------------	--------

Industry Standards

UL File Number	E28476
Agency/Standard	UL
UL Rating	Recognized
UL Flammability Rating	UL 94V-0

Packaging Features

Packaging Method	Box & Tube, Tube
------------------	------------------

Product Compliance

[For compliance documentation, visit the product page on TE.com>](#)

EU RoHS Directive 2011/65/EU	Compliant
EU ELV Directive 2000/53/EC	Compliant
China RoHS 2 Directive MIIT Order No 32, 2016	No Restricted Materials Above Threshold
EU REACH Regulation (EC) No. 1907/2006	



Current ECHA Candidate List: JUNE 2022 (224)
 Candidate List Declared Against: JUNE 2022 (224)
 Does not contain REACH SVHC

Halogen Content Low Halogen - Br, Cl, F, I < 900 ppm per homogenous material. Also BFR/CFR/PVC Free

Solder Process Capability Not applicable for solder process capability

Product Compliance Disclaimer

This information is provided based on reasonable inquiry of our suppliers and represents our current actual knowledge based on the information they provided. This information is subject to change. The part numbers that TE has identified as EU RoHS compliant have a maximum concentration of 0.1% by weight in homogenous materials for lead, hexavalent chromium, mercury, PBB, PBDE, DBP, BBP, DEHP, DIBP, and 0.01% for cadmium, or qualify for an exemption to these limits as defined in the Annexes of Directive 2011/65/EU (RoHS2). Finished electrical and electronic equipment products will be CE marked as required by Directive 2011/65/EU. Components may not be CE marked. Additionally, the part numbers that TE has identified as EU ELV compliant have a maximum concentration of 0.1% by weight in homogenous materials for lead, hexavalent chromium, and mercury, and 0.01% for cadmium, or qualify for an exemption to these limits as defined in the Annexes of Directive 2000/53/EC (ELV). Regarding the REACH Regulation, the information TE provides on SVHC in articles for this part number is based on the latest European Chemicals Agency (ECHA) 'Guidance on requirements for substances in articles' posted at this URL: <https://echa.europa.eu/guidance-documents/guidance-on-reach>


Compatible Parts




TE Part # 1934222-1
Tin Man Recpt Assy 4Pair8Column



TE Part # 1934318-1
Tin Man Header Assy 4x16 Right




TE Part # 1934315-1
TinMan Header Assy 4x16 Open



TE Part # 1934317-1
Tin Man Header Assy 4x16 left



TE Part # 1934351-1
TinMan R/A header Assy 4x16 open




TE Part # 1934316-1
Tin Man Header Assy 4x16 Double



TE Part # 1934352-1
TinMan R/A Header Assy 4x16 Double

Also in the Series | Z-PACK TinMan



High Speed Backplane Connectors(65)



Insertion & Extraction Tools(2)

Documents

Product Drawings

[Tin Man Recept Assy 4 Pair 16 Column](#)

English

CAD Files

[Customer View Model](#)

[ENG_CVM_CVM_1934225-1_B.2d_dxf.zip](#)

English

3D PDF

3D

[Customer View Model](#)

[ENG_CVM_CVM_1934225-1_B.3d_igs.zip](#)

English

[Customer View Model](#)

[ENG_CVM_CVM_1934225-1_B.3d_stp.zip](#)

English

By downloading the CAD file I accept and agree to the [Terms and Conditions](#) of use.

Datasheets & Catalog Pages

[High Speed Backplane Connectors catalog - Z-PACK TinMan High Speed, High Density Backplane Connector](#)

English

[Solutions for AdvancedTCA, AdvancedTCA 300, MicroTCA, and AdvancedMC Standards Datasheet 3-1773445-8](#)

English

[Z-PACK TinMan High Speed High Density Backplane Connector Catalog 5-1773447-9](#)

English

Product Specifications

[Application Specification](#)

English